

PROJECT
FIXTURE TYPE
CATALOG#

©2004-2011 Koninklijke Philips Electronics N.V. All rights reserved.
 ALLSCAPE is a registered trademark of Philips.
 Due to a program of continuous improvement, ALLSCAPE reserves the right to make any variation in design or construction to the equipment described.

Round Aluminum Straight Poles

Catalog Number	Pole Dimensions	Bolt Circle	Anchor Bolt Size	Max. EPA ¹
RAS4-12	4" O.D. x 12'	7 1/2" - 9 1/2"	(4) 3/4" x 19"	6.45 3.88
RAS4-14	4" O.D. x 14'	7 1/2" - 9 1/2"	(4) 3/4" x 19"	4.13 2.31
RAS4-15	4" O.D. x 15'	7 1/2" - 9 1/2"	(4) 3/4" x 19"	3.92 2.01
RAS4-16	4" O.D. x 16'	7 1/2" - 9 1/2"	(4) 3/4" x 19"	3.35 1.80
RAS4-18	4" O.D. x 18'	7 1/2" - 9 1/2"	(4) 3/4" x 19"	2.72 1.34
RAS4-20	4" O.D. x 20'	7 1/2" - 9 1/2"	(4) 3/4" x 19"	2.17 0.93

Tenon Options

T238	2-3/8" O.D.		
T300	3" O.D.		
DM10	Drill for single	DM390	Drill for triple at 90°
DM2180	Drill for double at 180°	DM490	Drill for quad at 90°
DM290	Drill for double at 90°	GFI	Provision only

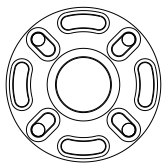
Dimensions

Base	11 1/2" dia. x 2 3/8" H
Base Cover (included)	12 1/8" dia. x 3 1/4" H
Hand-Hole Opening	2" x 4" Overall
Shaft	4" Straight
Wall	0.188 Aluminum

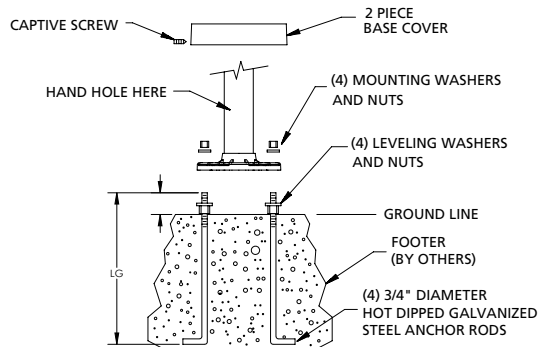
Finishes

BK	Black	Polyurethane enamel finish. Assemblies are shot blasted to create a surface profile which allows for the highest level of paint adhesion, creating superior weatherability and fade resistance.
BZ	Bronze	
WH	White	
VR	Verde	
GR	Green	

Example: RAS4-14-T238-BZ



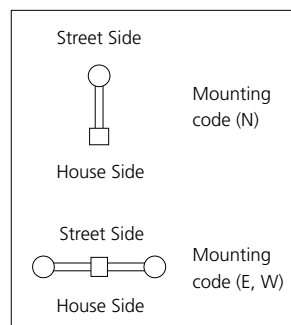
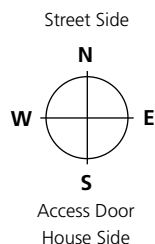
Base Plate



When ordering:

The diagram will help you properly designate the orientation of your fixtures.

The access door side (S) is generally located on the house side positioning of the pole, with street side being the opposite (N). Therefore, if you plan to mount one fixture on the roadway side of a pole, you should use mounting code "N".



¹ EPA values based on destructive break testing. For AASHTO ratings, contact factory.

